

Educating Connecticut Nurses – Pipeline to Practice 2017

TECHNICAL NOTES:

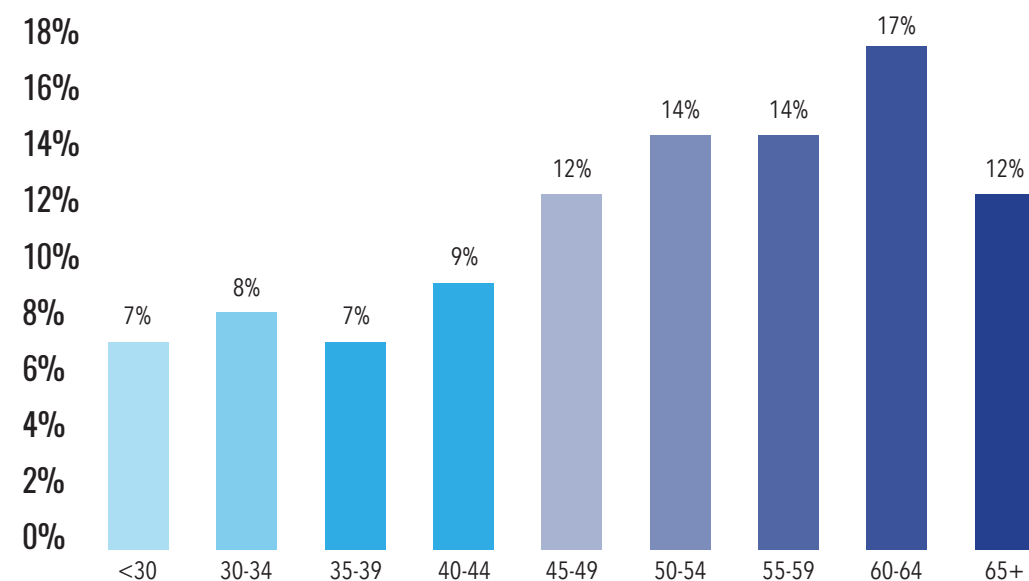
This report is produced by the Connecticut Nursing Collaborative-Action Coalition (CNC-AC) in partnership with The Connecticut Department of Labor Office of Research, The Connecticut Department of Public Health, The Connecticut Center for Nursing Workforce – A program of the Connecticut League for Nursing, University of Connecticut School of Nursing, and Quinnipiac University School of Nursing. CNC-AC is part of the Center to Champion Nursing in America and is funded through a State Implementation Program Grant from the Robert Wood Johnson Foundation.

Data were sourced from 2015 National Nursing Workforce Survey (CT data); the 2016 National Minimum Data Set for Nursing Education (CT data) recommended by the National Forum of State Nursing Workforce Centers and the National Council of State Boards of Nursing; Budden, J.S., Moulton, P., Harper, K.J., Brunell, M.L. & Smiley, R. (2016). The 2015 National Nursing Workforce Survey. Journal of Nursing Regulation, 7(1), S1-S91; and The American Association of Colleges of Nursing, Research and Data Services, 2017.

Nurse Practitioners (NPs) Prepared for Primary Care of CT Residents

Specialty of NPs	# of 2016 Graduates
Family Nurse Practitioner	128
Adult-Gerontology: Primary Care	46
Adult-Gerontology: Acute Care	22
Pediatric: Primary Care	21
Psychiatric: Mental Health across the Life Span	28

2015 Connecticut RN Workforce Survey Registered Nurse by Age



Educating Connecticut Nurses

Pipeline to Practice

3,120
total CT nursing graduates
across all educational levels in 2016


2,203
graduates with 1st nursing degree
1784 RNs and 419 LPNs

917
post-licensure & advanced graduate degrees
including degrees leading to APRN roles
317 RN to BSN
488 Masters
98 DNP (Doctor of Nursing Practice)
10 PhD
10 EdD

1,038
nurse faculty are educating
10,962 students
across all educational levels

For more information, contact:
The Connecticut Center for Nursing Workforce at 203-691-5013 or
marcia@ctleaguefornursing.org

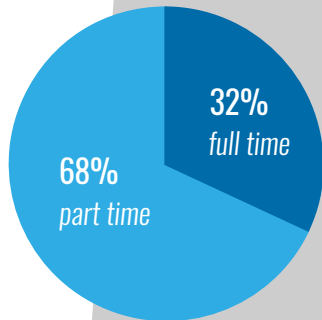
Produced by the Connecticut Nursing Collaborative-Action Coalition in partnership
with the Connecticut Center for Nursing Workforce - a program of the CLN.



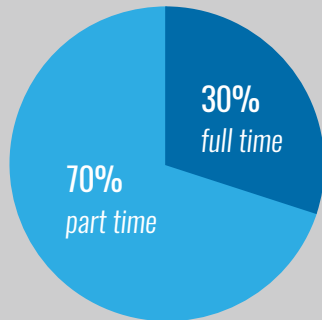
NURSES CARING FOR THE POPULATION OF CONNECTICUT 2017*

1,038 nursing faculty are educating **10,962** students, and in 2016 graduated **3,120** students across all educational levels

1 in 3 nursing faculty is full time and **56%** hold doctorate degrees



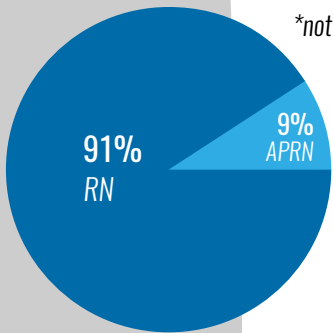
RN: 879 TOTAL FACULTY
285 FT | 595 PT



LPN: 159 TOTAL FACULTY
48 FT | 111 PT

61,832 Active Registered Nurse Licenses in CT*

*not necessarily reflecting practicing nurses



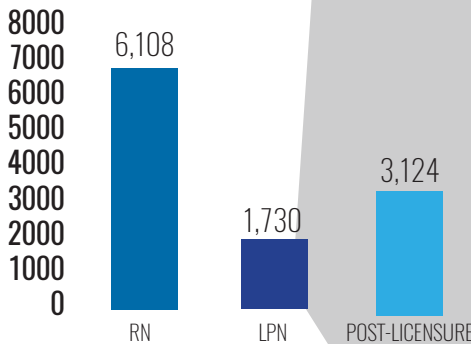
90% of **250** CT Nurse Practitioner Graduates prepared to provide Primary Care across CT

2016 CT NURSE PRACTITIONER GRADUATES PREPARED FOR PRIMARY CARE OF CT RESIDENTS

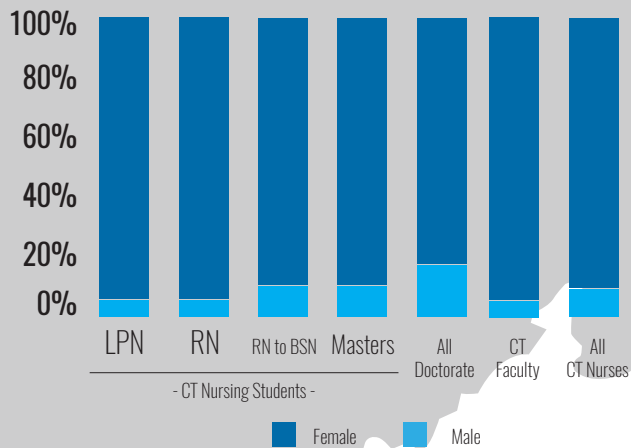
128 Family NPs 46 Adult Gerontology: Primary Care NPs 22 Adult Gerontology: Acute Care NPs
21 Pediatric Primary Care NPs 27 Psychiatric Mental Health Across Lifespan NPs

10,962 nursing students in CT Nursing programs across all levels

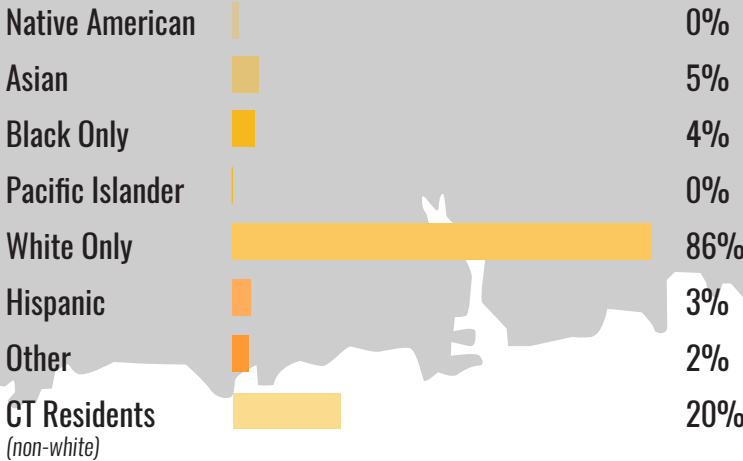
STUDENT FACTS



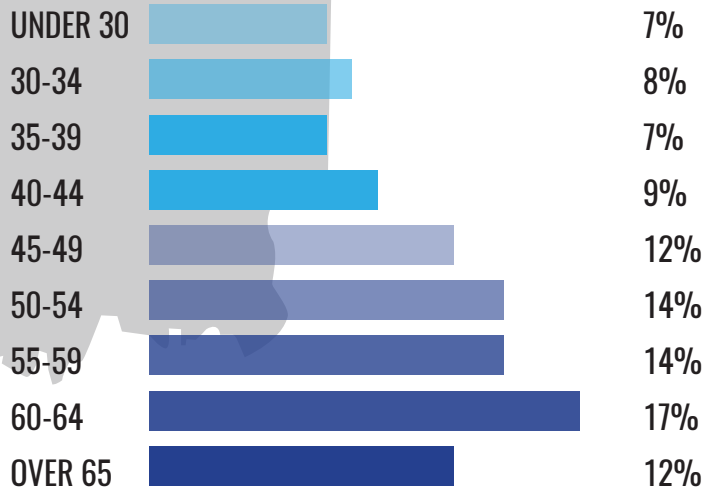
GENDER OF STUDENTS & FACULTY



Race/Ethnicity of CT RNs



57% of CT RNs are ages **50+**



43% CT RNs are ages **55+** IMPERATIVE TO FILL THE PIPELINE

\$72,700 mean annual salary for CT RNs

(excludes salaries over \$300,000)

55% of CT Nurses hold a Baccalaureate degree or higher

*(DATA COLLECTED IN 2016)