

# 2015 CONNECTICUT RN WORKFORCE SAMPLE SURVEY REPORT

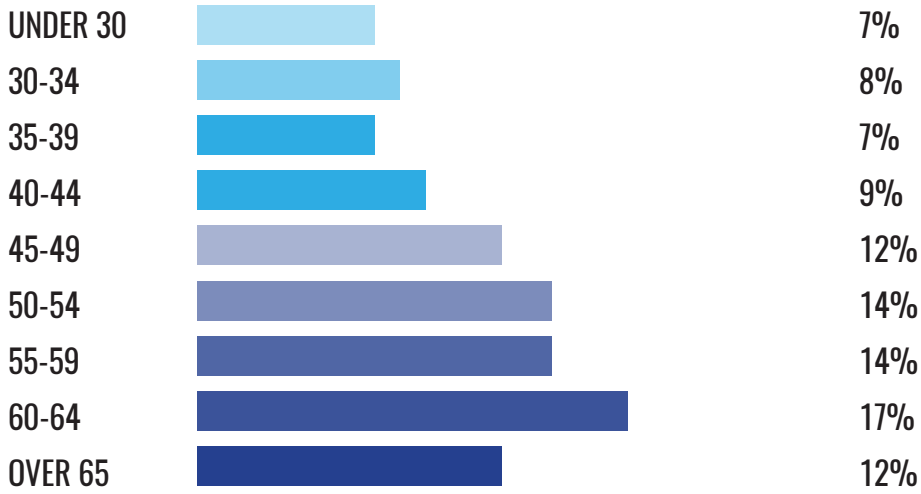
# ACTIVE REGISTERED NURSE LICENSES IN CT

# 61,832 \*

\*ACTIVE LICENSES DO NOT NECESSARILY REFLECT PRACTICING NURSES

DISTRIBUTION OF ACTIVE LICENSES: **91% RNs** **9% APRNs**

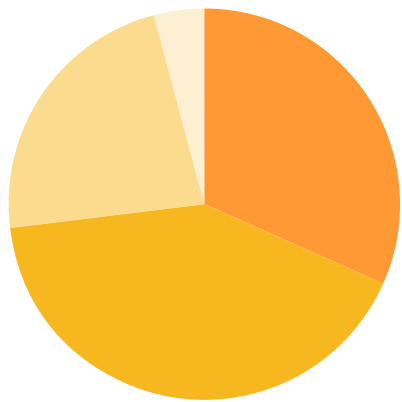
## AGE OF REGISTERED NURSES IN CT



**57%** of CT Nurses are **50+**  
NATIONALLY: **50%**

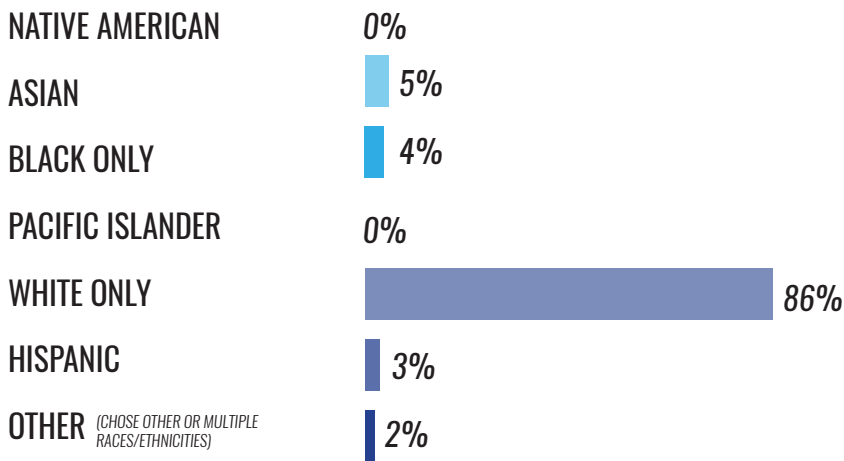
**43%** OF CT NURSES ARE **55+**  
**NEARING RETIREMENT**  
IMPERATIVE TO FILL THE RN PIPELINE

## HIGHEST DEGREE HELD & EDUCATION OF NURSES



Degree Type	Percentage	Notes
DIPLOMA OR ASSOCIATE DEGREE	32%	
BACCALAUREATE DEGREE	42%	Baccalaureate degree or higher in Nursing – CT: 55%   National: 53%
MASTERS DEGREE	23%	Most likely to hold roles of APRN and Clinical Faculty
DOCTORATE DEGREE	4%	Most likely to hold roles of Academic Faculty and Clinical Researcher

## RACE & ETHNICITY



## GENDER



**91% IDENTIFIED AS FEMALE**  
**9% IDENTIFIED AS MALE**

## WORK SETTINGS

Academic	5%	Insurance Claims / Benefits	3%
Ambulatory Care	9%	Nursing Home / Extended Care	8%
Assisted Living	2%	Occupational Health	0.4%
Community Health	3%	Policy / Planning Agency	0.2%
Corrections	0.4%	Public Health	0.9%
Home Health	6%	School Health	6%
Hospital	52%	Other	6%

MEAN ANNUAL SALARY FOR CT NURSES: **\$72,700** (excludes salaries above \$300,000)



Connecticut League for Nursing

THE NATIONAL FORUM OF STATE NURSING WORKFORCE CENTERS

FUTURE OF NURSING™ Campaign for Action



\*Data point from the 2015 National Nursing Workforce Survey, The Journal of Nursing Regulation, 7(1) S1-S91  
\*\* The data provided in this report excludes Retired Nurses who responded to this Survey.  
\*\*\*2015 CT Sample Survey data analyzed the CT Dept. of Labor



Robert Wood Johnson Foundation