

# 2015 Nursing Education Data PRE-LICENSURE LPN PROGRAMS IN CT

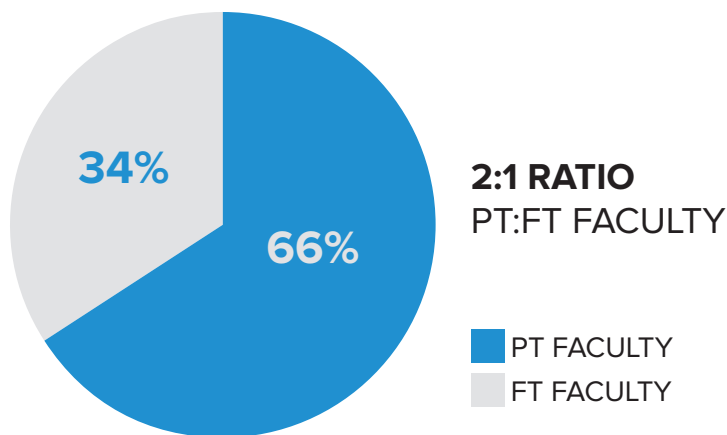
# LPN

## 542 PRE-LICENSURE NURSING GRADUATES

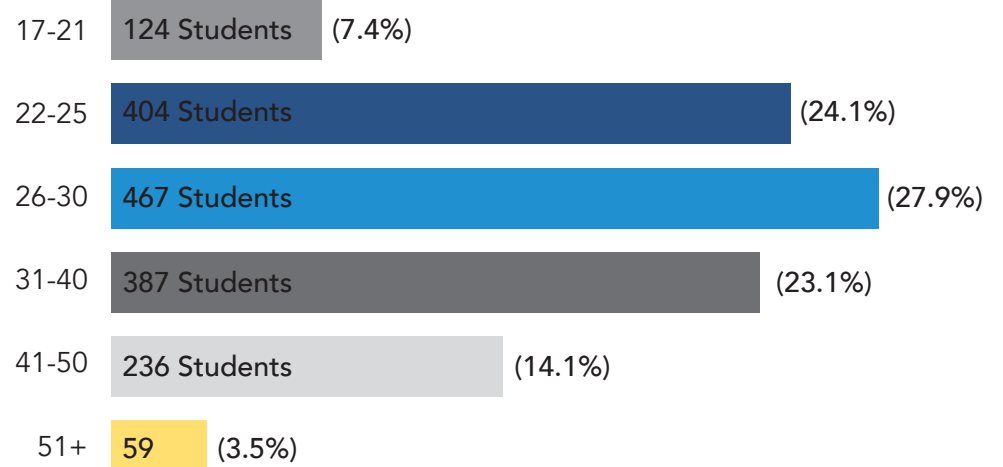
WHO ARE PREPARED TO TAKE THE NCLEX-PN EXAM  
TO BE EMPLOYED IN ENTRY-LEVEL LPN POSITIONS

taught by **210** FULL-TIME & PART-TIME **FACULTY**

### NUMBER OF PART TIME VS. FULL TIME FACULTY

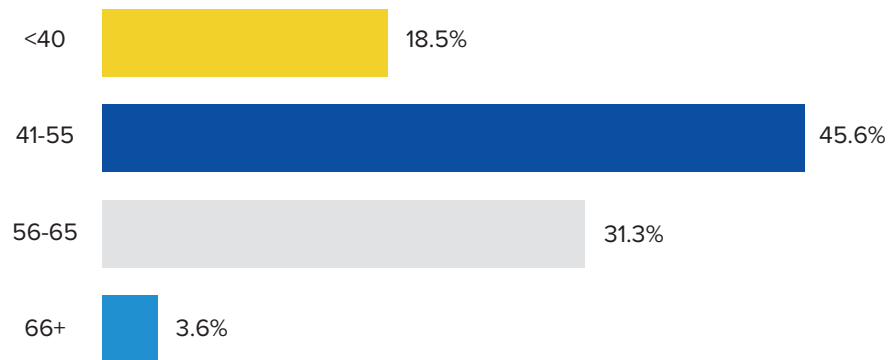


### AGE OF NURSING STUDENTS



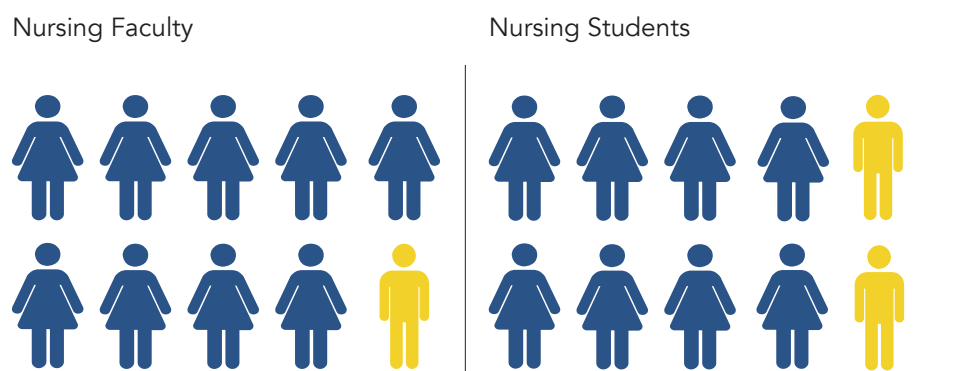
68%: nursing students over age 26 delaying entry into the nursing profession

### AGE OF FACULTY



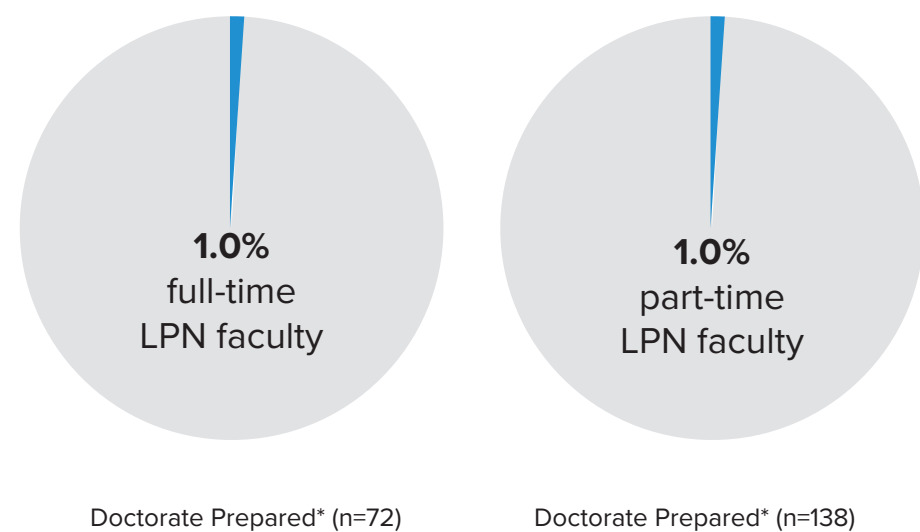
35% of LPN Faculty are over 56 years of age. Strong need to develop more nursing faculty.

### GENDER OF NURSING FACULTY AND STUDENTS



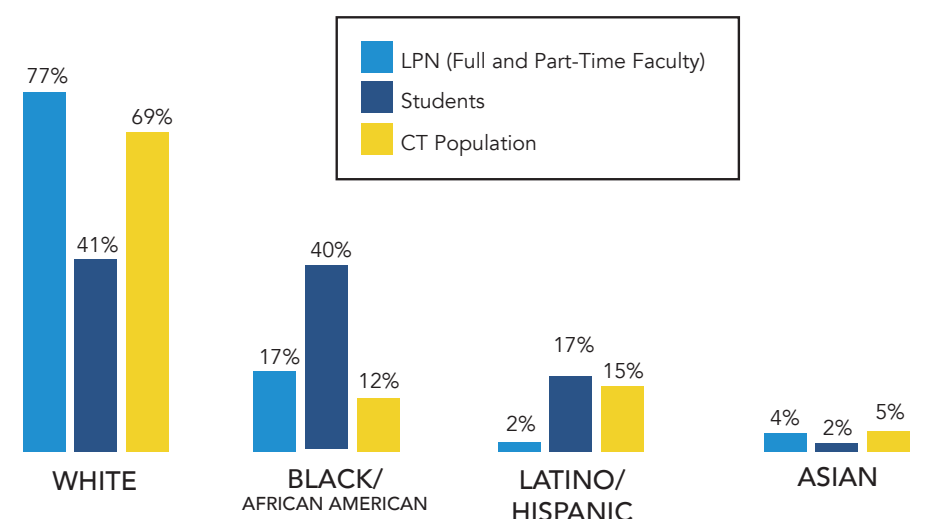
93% are females and 7% are male 89% are females and 11% are male

### LPN FACULTY WITH DOCTORATE DEGREES



Nationally, the Doctorate Degree is the preferred Degree for nursing faculty

### RACE/ETHNICITY OF FACULTY, STUDENTS & STATE POPULATION



NATIVE HAWAIIAN/PACIFIC ISLANDER: Faculty: 0%, Student: 0.2%, CT Pop: 0.1%  
AMERICAN INDIAN/ALASKAN NATIVE: Faculty: 0%, Student: 0.2%, CT Pop: 0.5%

Analysis based on 2014 data sourced from the Connecticut Department of Public Health for the Connecticut schools and programs of nursing utilizing the National Minimum Dataset (MDS) for Education recommended by the National Forum of Nursing Workforce Centers.

Made possible by:

